






Saturday, May 3, 2025

Executive Board



James Fenimore, President
Mari Sandoval, Parade Director
Sebastian G. Elizondo, Judging Director
Richard Flores, Treasurer
Dolores Guzman Farias, Public Relations Director
Bonnie Carrisal, Ticket Director
Terry Carmona, Compliance Director
Roxanne Castillo, Recording Secretary
Efrain "Ram" Fernandez, Marshaling Director
Cecilia Mendiola, Corresponding Secretary
Casey J. Watts, CFEE, Disbanding Director
Erwin De Luna, Immediate Past President

Awards & Accolades



800,000 street spectators
1.5 millions television viewers
9,924 participants
3.1-mile parade route
72-million-dollar economic impact
“Best in the World” by the IFEA
“Best in Texas” by the TFEA

Key Information

- Participant check-in times will begin at 9:00 a.m. at the forming
- Street closures will begin at 2:30 p.m., with all streets closed by 4:00 p.m.
- Vanguard start time 7:15 pm
- Main Parade start time 7:45 pm
- LIVE TV syndicated broadcast by KSAT coverage begins at 8:00 p.m.
- Fiesta Flambeau® Parade Directors will be wearing Neon Green shirts
- Information booths will be in the forming area for assistance
- Port-o-lets will be in the forming and disbanding areas

Participant Requirements

- All participants are required to have a creative form of illumination
- All banners must be illuminated
- Children ages 12 and under may not walk, march, dance, or perform in any capacity on the streets in the parade (NO EXCEPTIONS)
- All riders (float, vehicle, equestrian, etc.) under 12 years of age must be accompanied and supervised by an adult at all times
- All participants are required to adhere to parade policies and guidelines

Participant Requirements

- All participants **MUST** have submitted a Release of Liability electronically.
- Wristbands will be issues and must be always worn. float riders (8), walking groups (25), etc.
- No support vehicles allowed in parade; wagons are ok
- It is important that participants are familiar with the parade policies, guidelines, and safety procedures
- A copy of the parade policies and guidelines may be found on our website: www.flambeau.org

Maximum Illumination



Battery Powered LED Lights

Costumes & Clothing



Instruments & Uniforms

Route Expectations

- All participants must maintain a spacing distance of 25 feet between entries throughout the entire parade route
- Entries must maintain a constant forward direction
- Stopping to perform is prohibited
- Unnecessary “delays or gaps” by entries will not be permitted
- If any entry is unable to start or maintain their assigned position on the parade route, they will be removed from the route or moved to the end of the parade until the issue is resolved and if time allows
- There are absolutely no injections allowed throughout the parade route (additional participants, children, props, etc.)
- Throwing of objects is **STRICTLY PROHIBITED** (medals, candy, beads, etc.)

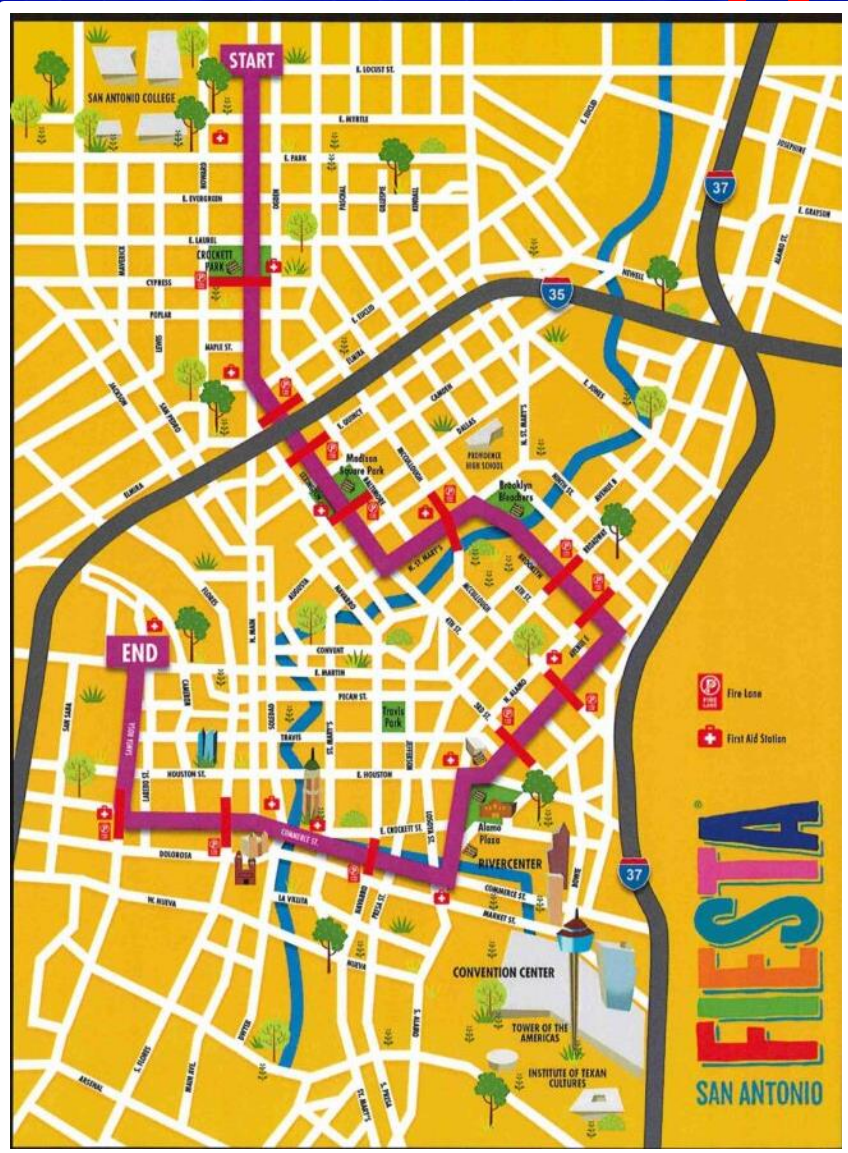
City Ordinance

- The Fiesta Flambeau® Parade, Inc. will honor the San Antonio City Ordinance, Article XVII: Parades, Runs, Walks, and Related Events, Sec. 19-638, Public conduct during parades, (e) Control of Processions, restrictions: Upon initiation of a procession, the Chief of Police shall take over control of the movement of the procession. All participants shall be required to maintain a forward progress. No participant shall throw candy, gifts, tokens, advertisements, other objects from any participant or procession unit while the unit is on the procession route.
- *This provision is not intended to prohibit the distribution of expressive material protected the first amendment, including leaflets, provided the distribution is not from a procession unit that is on the procession route.*
- Failure to observe these requirements shall constitute a violation of this article and the Chief of Police is empowered to remove this unit from the procession immediately (Ord. No. 2007-11-29-1193, -3, 11-29-07)”

Parade Route Map

The route is 3.1 miles

This map is available online at
www.flambeau.org



Forming Area Expectations

- Enter at your designated area
- Proceed to your assigned location in the forming area after drop-off
- Maintain a spacing distance of 10 feet between entries once in position
- All drivers must remain with floats, carriages, vehicles, or tow vehicles at all times or have a backup
- Keep pathways clear at all times to allow staff, fire inspector, emergency crews, or law enforcement easy access to all areas
- Once in the Forming Area participants shall comply with verbal instructions of the Fiesta Flambeau® Parade officials

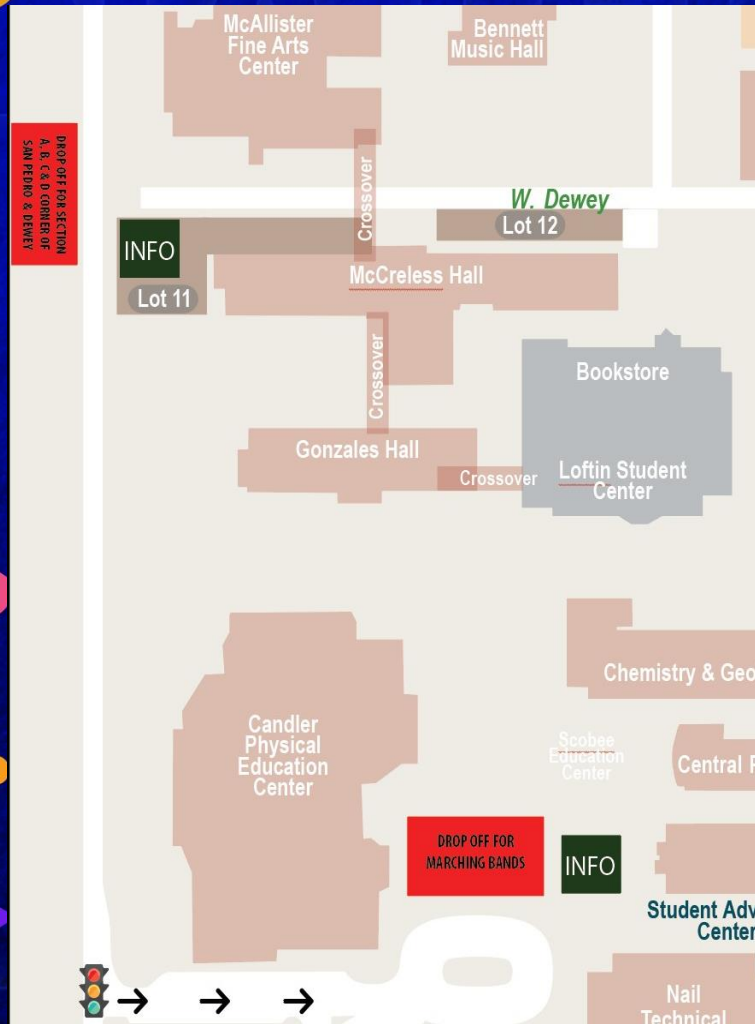
NOTE: The Fiesta Flambeau® Parade Association, Inc. is not responsible for any items left behind on school buses, vans, etc.

Float Arrival Times

Sec. No.	Entry Name	Category	Arrival Times
B 29	Comal County Fair and Rodeo	Float	9:00:00 AM
B 34	Battle of Flowers Association	Float	9:00:00 AM
B 42	Washington's Birthday Celebration Association	Float	9:00:00 AM
B 45	Disability SA	Float	9:00:00 AM
B 51	VIA Metropolitan Transit-SPONSOR	Float	9:00:00 AM
B 53	Texas Cavaliers	Float/Walkers	9:30:00 AM
B 55	Visit San Antonio	Float	9:30:00 AM
B 60	Methodist Healthcare	Float/Walkers	9:30:00 AM
C 71	Floresville Peanut Festival Organization	Float	9:30:00 AM
C 82	Krewe of Europa	Float	9:30:00 AM
C 85	Palo Alto College	Float	10:00:00 AM
C 98	La Michoacana Meat Market	Float	10:00:00 AM
C 100	San Antonio Zoo	Float	10:00:00 AM
C 102	Traders Village San Antonio	Float	10:00:00 AM
C 104	Image Dance	Float	10:00:00 AM
D 107	Shiner Chamber of Commerce	Float	10:30:00 AM
D 109	Hawthorne Academy SAISD	Float	10:30:00 AM
D 112	San Antonio Lutheran Coronation Association	Float/Walkers	10:30:00 AM
D 114	Chick-fil-A Greater San Antonio Area	Float	10:30:00 AM
D 116	University Health	Float/Walkers	10:30:00 AM
D 118	Credit Human	Float/Walkers	11:00:00 AM
D 122	Pride San Antonio Inc.	Float/Walkers	11:00:00 AM
D 124	San Antonio Water System	Float	11:00:00 AM
D 125	Ballet Folklorico Festival	Float/Walkers	11:00:00 AM
D 129	Sacred Heart Church of Odem	Float	11:00:00 AM
D 132	Juneteenth Freedom Coalition	Float	11:30:00 AM
D 133	TX A&M-San Antonio	Float	11:30:00 AM
D 134	Guadalupe County Agriculture Fair Queens	Float	11:30:00 AM
D 136	Texas Citrus Fiesta	Float	11:30:00 AM
D 137	Bliss House Meditation Center of San Antonio	Float/Walkers	11:30:00 AM
D 139	AUEDA-Action United for Entertainers and Diverse Artists	Float	12:00:00 PM
D 141	Heroes Brawl of San Antonio	Float	12:00:00 PM
D 145	Community First Health Plans	Float	12:00:00 PM
D 147	Poteet Strawberry Festival	Float	12:00:00 PM
D 148	Brown Plaza Associates	Float	12:00:00 PM
A 12	Alamo Community College District	Float	3:00:00 PM
A 14	San Antonio College	Float	3:00:00 PM
A 18	Spurs Sports & Entertainment	Float	3:00:00 PM
B 27	Fiesta Flambeau President's Float & Banner	Float	3:00:00 PM
B 32	Flambeau Train	Float	3:00:00 PM
B 36	McAllen Holiday Parade	Float	3:15:00 PM
B 37	South Padre Island	Float	3:15:00 PM
B 47	Fiesta San Antonio Commission, Inc.	Float	3:15:00 PM
C 78	La Reina Linda XI, REy Feo Foundation & Walkers	Float	3:30:00 PM
D 126	Golden Bingo Family	Float	3:30:00 PM

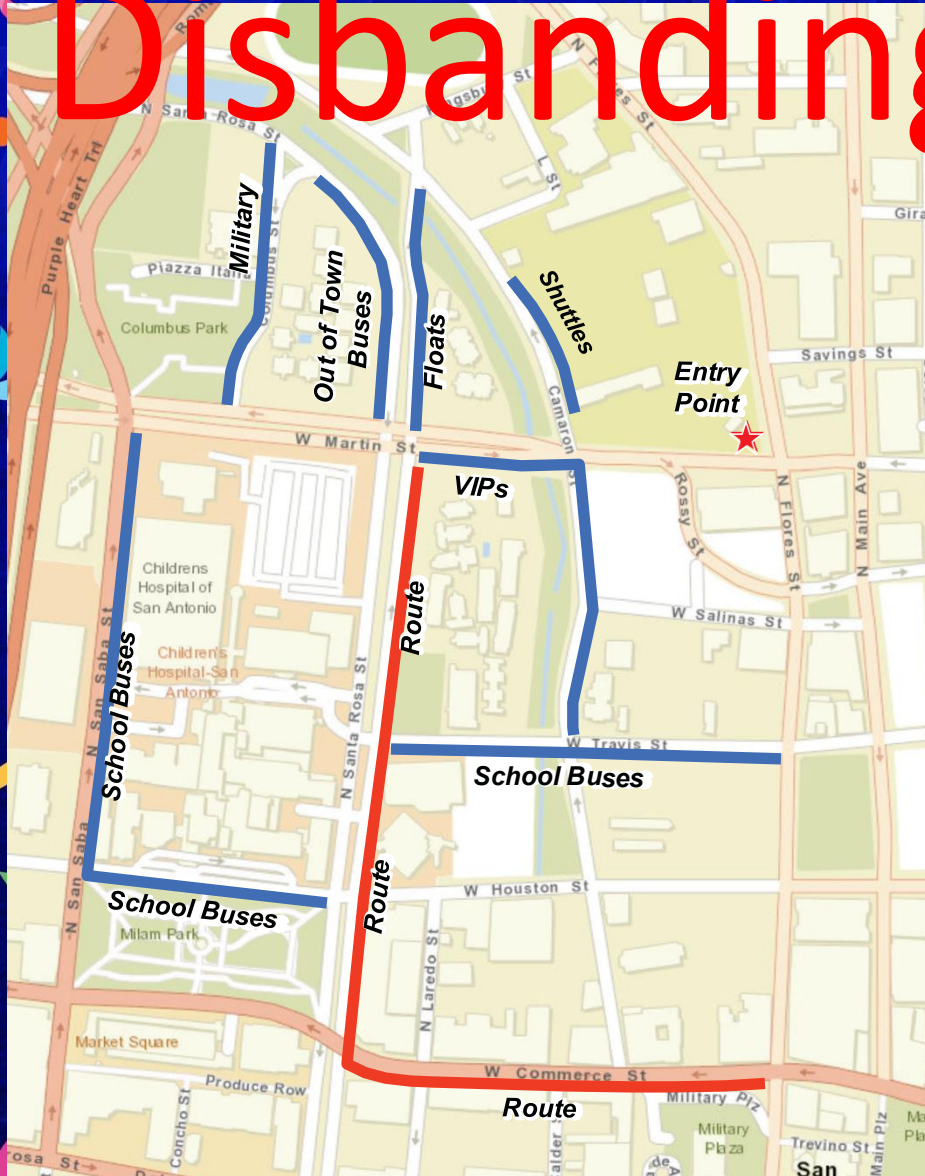
Please note that to provide a hassle-free line up experience we are asking that you adhere to the following arrival times and locations. It is imperative that you do everything possible to arrive during the times listed below. Your arrival times are based on your location in the lineup.

Participant Drop Off Zones



- *Sections A, B, C, & D is at the Corner of San Pedro & Dewey Streets (798 W. Dewey Place, San Antonio, Texas 78212)*
- *Marching Bands drop off zone is 1198 San Pedro Ave, San Antonio, TX 78212*

Disbanding Map & Shuttles



- Do not disembark until you are told to do so
- Follow the directions of the police officers and Disbanding officials in the area
- Shuttles are available for transportation back to the forming area at SAC. Shuttles are located at Martin and Cameron Streets. If shuttles are not there wait for the next ones to arrive. They are running on 30 min loops. Follow sign to find your shuttle. Only participants with wristbands may ride.

Disbanding Expectations

- All participants must proceed to their assigned pick-up area in Disbanding at the end of the parade route
- All drivers must remain with floats, tow vehicles or have a backup
- All float riders must exit float and cannot ride back to the Forming Area (**NO EXCEPTIONS**)
- Once in the Disbanding Area participants shall comply with verbal instructions of the Fiesta Flambeau® Parade officials

NOTE: The Fiesta Flambeau® Parade Association, Inc. is not responsible for any items left behind on school buses, vans, etc.

Guest Speaker

San Antonio
Fire Department

Float Requirements

Fire Extinguishers:

- Motorized parade floats and towing apparatus shall be provided with a minimum 2-A:10-BC rated portable fire extinguisher readily accessible to the operator. (Amendments 2018 IFC, Section 320.3)
- All fire extinguishers shall have a current (*within a year*) inspection sticker from a licensed extinguisher company or provide proof that extinguisher is new (*store receipt*).

Decorative Materials:

- Decorative material on parade floats shall be noncombustible or flame retardant. (Amendments 2018 IFC, Section 320.2)

Exhaust Pipes:

- Motorized float exhaust pipes must be extended past the exterior of the float and must be clear of all decorative material. (Amendments 2018 IFC, Section 320.4)

Escape Hatch:

- Motorized floats shall be equipped with a quick escape hatch from interior driver compartments. (Amendments 2018 IFC, Section 320.5)

Electrical Connections:

- All electrical connections shall be enclosed in a UL listed electrical junction box.

Generators:

- Fuel tanks shall be of adequate capacity to permit uninterrupted operation during normal operating hours. Re-fueling is prohibited during the parade.



Float Requirements

- Floats must decorate and brightly illuminated (all decorations must be fire retardant/noncombustible)
- Tow vehicles must be completely decorated/covered to complement the float and may have a maximum of 2 riders
- Float length must be a minimum of 16 feet and cannot exceed 45 feet, width must be a minimum of 6 feet and cannot exceed 12 feet, and height may not exceed 13 feet
- Flatbed trailers are not permitted
- All floats must have an operable fire extinguisher with a minimum rating of 2A 10-B:C
- All float riders must step off at end of the parade route and shall not ride back to any return location
- Children riding on float under the age of 12 must be accompanied and supervised by a parent at all times

NOTE: Floats must pass inspection by SAFD Fire Marshall to avoid disqualification from parade

Judging Categories

- **President's Award**
- **Director's Award**
- **People's Choice Award**
- Commercial Floats
- Community Floats
- Out of Town Floats
- Community Dance Groups
- School Dance Groups
- Out of Town School Dance Groups
- Local Bands
- Out of Town Bands
- Out of State Bands
- Out of Country Bands
- University Bands
- Walking Units
- Cheer
- Pep Squad



Judging Criteria

MARCHING BANDS

- Uniform Appearance
- Marching Precision
- Music Choice
- Enthusiasm
- Crowd Reaction
- Illumination

DANCE GROUPS

- Costumes
- Adherence to theme
- Music Choice
- Entertainment
- Crowd Reaction
- Illumination

FLOATS

- Adherence to theme ^(p)
- Illumination
- Appearance
- Enthusiasm
- Entertainment
- Crowd Reaction

President's Award—Best overall entry using Theme, Stage Presences, and Crowd Reaction

Director's Award—Best overall entry using Costuming, Use of illumination and music, and Professionalism

Peoples Choice Award – Float that garners the most votes from the public online and on parade day.

Inclement Weather

If inclement weather occurs prior to or during the parade, the Fiesta Flambeau Parade Association (FFPA) President will consult with all pertinent parties (SAPD, SAFD, FFPA Parade director and Compliance Director) to determine if reports of severe weather shall initiate the cancellation or delay of the parade.

Participants may decline to participate when weather threatens to damage uniforms, props, instruments, etc.

Participants are to have a weather plan in place should severe weather occur.

Every effort will be made to ensure the safety of all participants.



First Aid Stations

In the event of an ambulatory accident, sickness or injury, the injured party shall be directed to the nearest First Aid Station. There are 13 stations setup throughout the Parade Route and Forming Area

First Aid personnel will tend to the injury and fill out an incident report which will be given to the Compliance Director.

In the event of a serious accident, sickness or injury where the injured party requires medical attention, First Aid personnel shall notify the nearest security officer or EMS personnel to the scene.



Alcohol is Prohibited

Consumption of alcoholic beverages by any person (participant, members, volunteers) in the forming area, parade route, or disbanding area is

STRICTLY PROHIBITED

Anyone with alcohol on their person or in an inebriated condition will not be allowed to participate in the parade. In addition, and at the discretion of parade officials or law enforcement officers, that person(s) and organization may be removed from the parade

Restricted Items



**RESTRICTED
ITEMS**

- Glo Sticks
- Strollers
- ATVs
- Golf Carts
- Drones
- Metallic Streamers

Safety Patrol

The Fiesta Flambeau® Parade, Inc. has hired additional officers, to include foot and bike patrols, for key areas of the parade route

Please do not attempt to handle any incidents on your own, seek out the assistance of security or Fiesta Flambeau® Parade official/staff



Questions & Answers

Thank You!